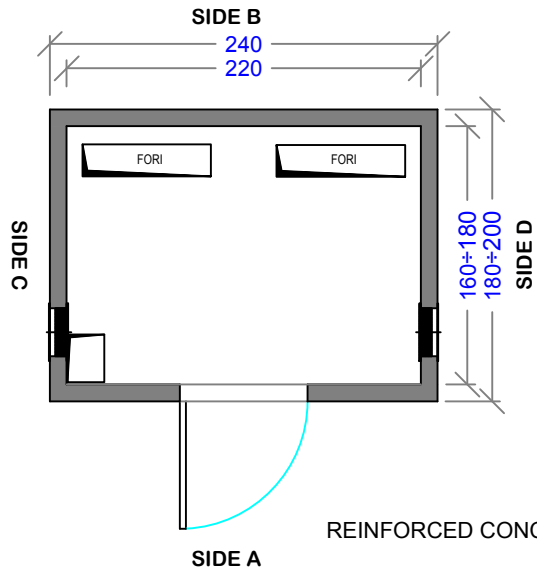
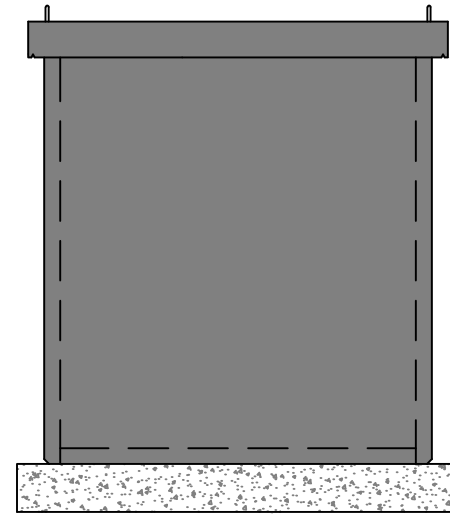


PLAN



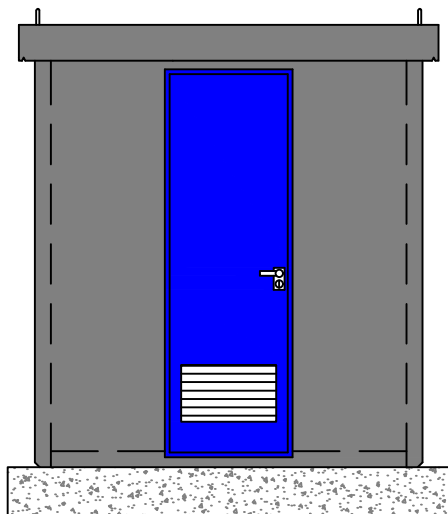
VIEW SIDE B



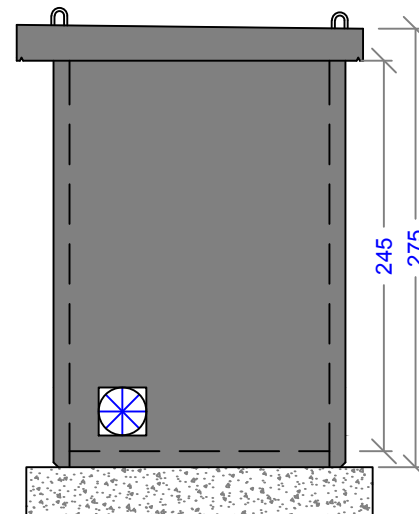
TECHNICAL DATA SHEET

Interior dimensions: m. 2,20 x 1,60 x 2,45 ( h ) . External dimensions: m. 2,40 x 1,80 x 2,75 ( h ) .  
 Panels' thickness: cm.10; roof panel thickness: cm. 22.  
 Material panels: reinforced concrete ( C25/30, B450 C) and, in the middle for 30 mm, thermal insulation.  
 PVC pipes in the floor.  
 Equipment:  
 - n.1 aspirator fan;  
 - n. 3 ventilation grills;  
 - electrical system.  
 Wall's paint material: highly protective acrylic coating. Finish interior: smooth. Finish esterior: scratch-effect.  
 Doors and windows in equipment: painted galvanized sheet .

VIEW SIDE A



VIEW SIDE C



VIEW SIDE D

