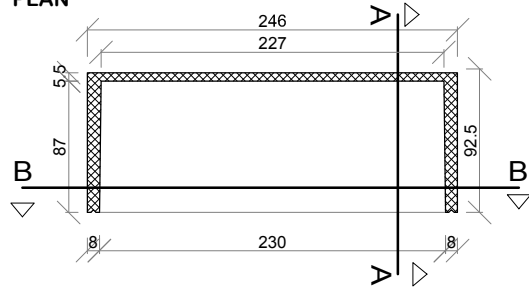
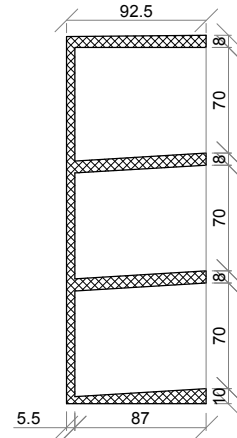


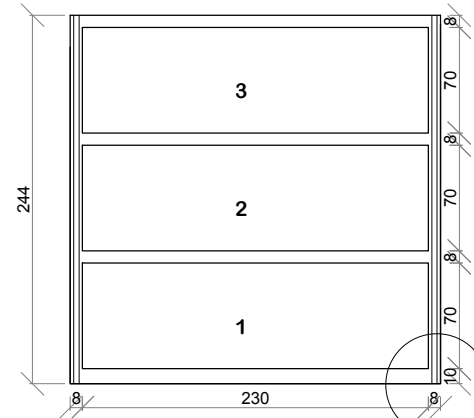
PLAN



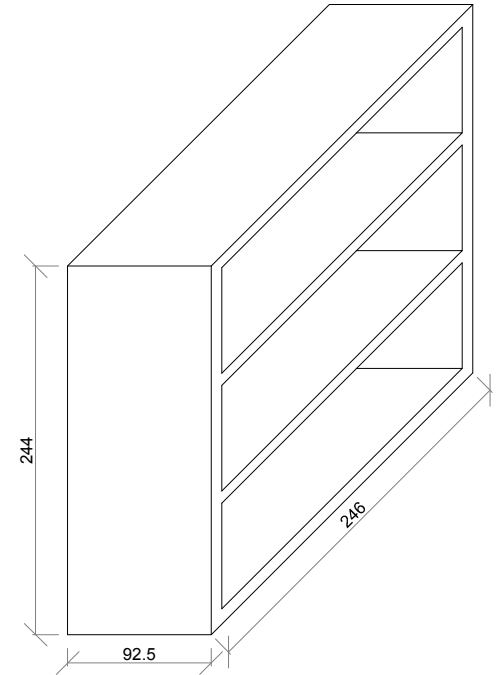
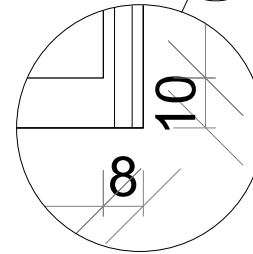
SECTION A-A



SECTION B-B



DETAIL
(ELECTRICAL DUCKS)



TECHNICAL DATA SHEET

CONCRETE STRENGTH : C 25/30
 CEMENT : CEM 42.5 R
 W/C RATIO : 0.50
 PRODUCTION TECHNOLOGY : VIBRATION
 WEIGHT : 3750 Kg

TOLERANCE RANGE: 0.5%

Blocks are self-bearing.

To complete the assembly and to resist to the earthquake's sollecitations are required connection devices.