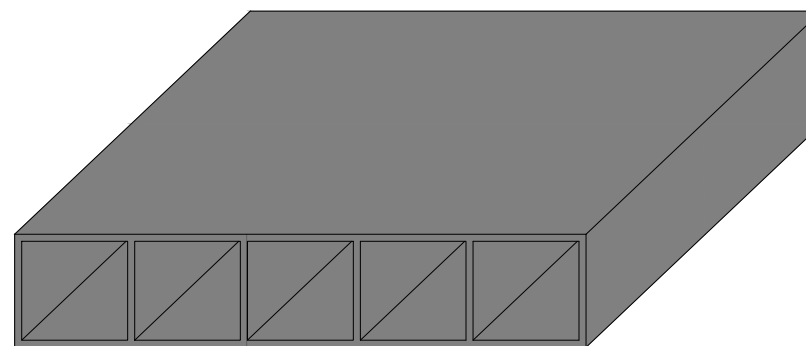
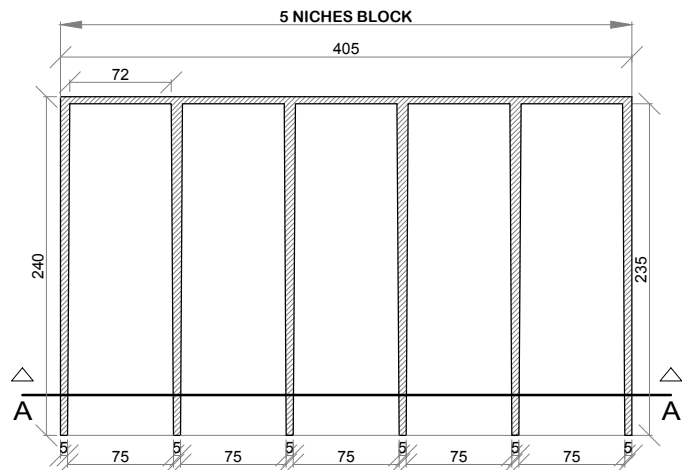
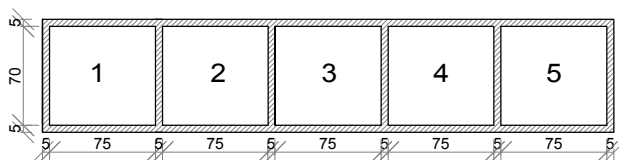


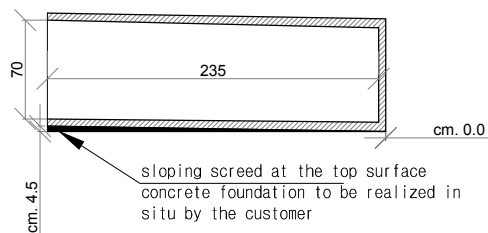
PLAN



SECTION A-A



SECTION B-B



TECHNICAL DATA SHEET

CONCRETE STRENGTH :	C 25/30
CEMENT :	CEM 42.5 R
W/C RATIO :	0.50
PRODUCTION TECHNOLOGY :	VIBRATION
WEIGHT :	4650 Kg

TOLERANCE RANGE: 1%

**Blocks are self-bearing and can be stacked more than five floors.
 To complete the assembly and to resist to the earthquake's sollecitations
 are required later and superior reinforced concrete slabs.**