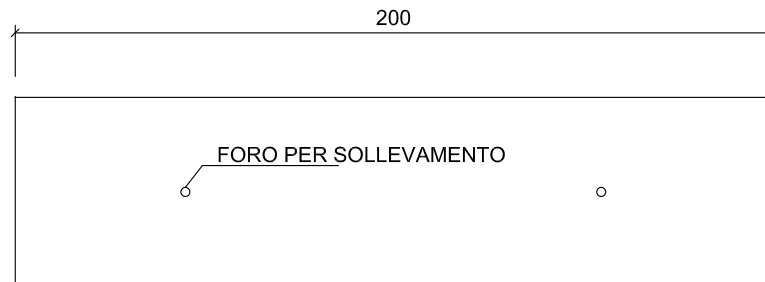
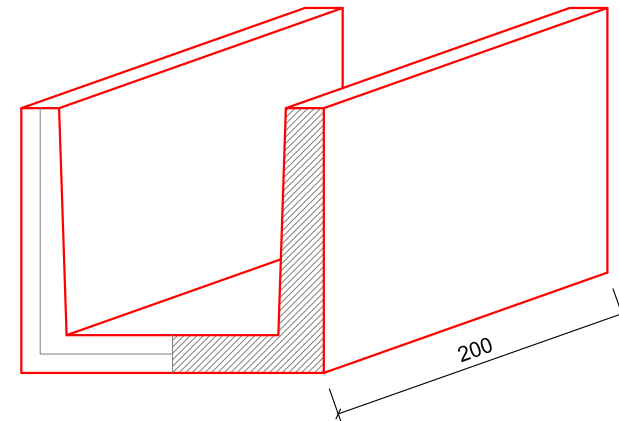
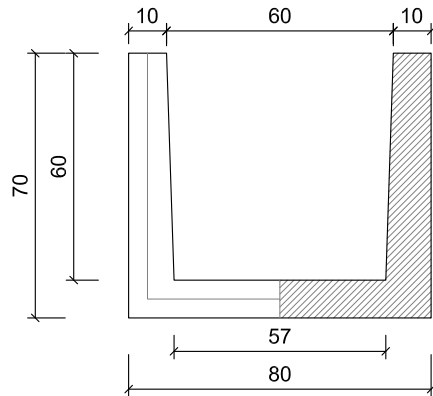


Le dimensioni sono espresse in cm.



SCHEDA TECNICA

RESISTENZA DEL CLS :	C 25/30
CEMENTO IMPIEGATO :	CEM 42.5 R
ARMATURA:	B450C
RAPPORTO A/C :	0.50
TECNOLOGIA DI PRODUZIONE:	VIBRAZIONE
PESO :	550 Kg/ml.